

# IMPORTED HUMAN MODELS

## XC - 434 Rs. 4250/- INJECTABLE TRAINING ARM MODEL

This arm model can demonstrate the following items:

1. Vein phlebotomy on elbow forearm.
2. Vein injection on elbow forearm.
3. Vein blood transfusion on elbow forearm.
4. Vein liquid transfusion on elbow forearm.
5. Muscular injection on deltoid on the side of upper limb.

## XC - 431 Rs. 1600/- BUTTOCK INJECTION MODEL

This model shows the location for muscle injection on the buttock, supply for training the students to learn injection skills.



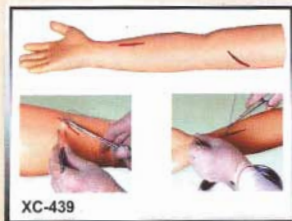
XC-434



XC-431

## XC - 439 Rs. 14250/- ADVANCED SUTURING ARM MODEL

1. Allows student to practice cut, suturing, stitches release, enswathing etc.
2. The elasticity and flexibility of skin allows practice hundreds times.
3. If all the initial wounds have been sutured, student cant cut the arm in other place for new training of suturing.



XC-439

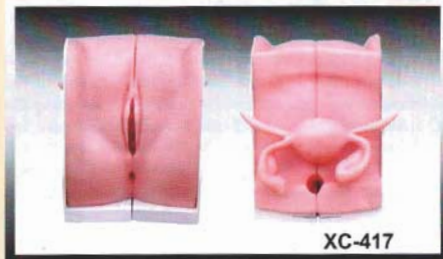
## XC - 436A Rs. 820/- MAGNIFIED UTERUS MODEL

With the coronal section this model show:

1. Uterus
2. The cervix is divided into a supra-vaginal portion and a vaginal portion.
3. The ligaments of the uterus are eight in number.
4. The fallopian tubes.
5. The ovaries



XC-436A



XC-417

## XC - 417 Rs. 2000/- CONTRACEPTION GUIDANCE MODEL

This model shows the anatomical section of female genitals. It can be demonstrated to put the pessary, how to put contraceptive medicine membrane or tablet, how to put in and take out the IUD and how to make induced abortion etc.

## XC - 405 Rs. 17900/- NURSE BASIC PRACTICE TEACHING MODEL

This basic practice teaching model is designed according to human anatomy and suitable for nursing schools, colleges and hospitals for demonstration and practice.

It has 5 parts and can demonstrate 15 operations :-

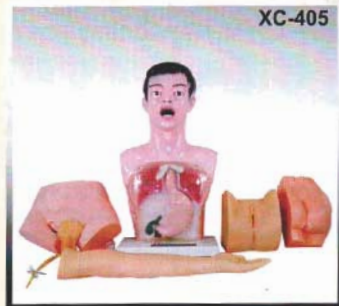
**Part 1:** Upper and front part of male body.

**Part 2:** Left arm

**Part 3:** Male lower abdomen and perineum

**Part 4:** Buttock

**Part 5:** Female perineum.



XC-405