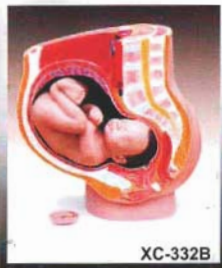


IMPORTED HUMAN MODELS



XC-332B



XC-332B

XC - 332A Rs. 1850/- HUMAN FEMALE PELVIS SECTION (1 PART)

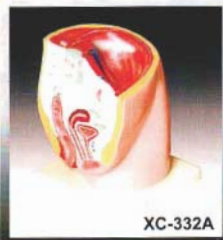
The model is a median section shows female genital organs with bladder and rectum. The abdominal and pelvis muscles are shown detailed. Made of PVC plastic.

XC - 331A Rs. 1850/- HUMAN MALE PELVIS SECTION (1 PART)

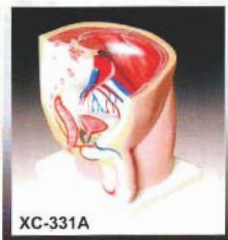
This median section model shows male genital organs with bladder and rectum in male pelvis. Made of PVC plastic. On base.

XC - 332B Rs. 4290/- HUMAN FEMALE PELVIS SECTION (4 PARTS)

Life size: shows medium section of the right half of female pelvis. A9 month fetus is removable. A-3 month fetus is included for comparison. An excellent model for study of Human Embryo Development. On base. Made of PVC plastic.



XC-332A



XC-331A



XC-331B

XC - 331B Rs. 4350/- HUMAN MALE PELVIS SECTION (2 PART)

The model is a median section shows male genital organs with bladder and rectum. The abdominal and pelvis muscles are shown detailed. Made of PVC plastic.

XC - 331C Rs. 2000/- ADVANCED MALE INTERNAL & EXTERNAL ORGANS

The model clearly and accurately demonstrates the anatomy of rectum, seminal vesicle, bladder, pelvic bone, prostate, urethral sphincter muscle, urethral meatus, glans, scrotum, pelvic diaphragm and anus. This model also allows you practice proper insertion of a catheter using sterile techniques.

XC - 332C Rs. 2000/- ADVANCED FEMALE INTERNAL & EXTERNAL ORGANS

The model clearly and accurately demonstrates the anatomy of rectum, uterus, bladder, pelvic bone, urethral, sphincter muscle, clitoris, urethral meatus, labium minora, vagina, labium majora, pelvic diaphragm, and anus. This model also allows you practice proper insertion of a catheter using sterile techniques.



XC-331C



XC-332C

XC - 331 Rs. 1140/- MALE UROGENITAL SYSTEM

This is intended for schools and colleges as a visual aid in teaching physiology and hygiene to help the students to understand the external features of the urogenital system and the internal structures of the kidney, urinary bladder, penis and testicle. Made of soft PVC plastic.



XC-331

XC - 332 Rs. 1140/- FEMALE UROGENITAL SYSTEM

This model serves as a teaching model for teaching to teach the female urogenital system in schools and colleges. The model shows kidney, ureters, urinary bladder, uterus, accessories of uterus, vagina, ovary membrane, ligaments, uterus ligament and artery etc. Made of PVC plastic.



XC-332